

Getting Started with the MDPCP

January 9, 2020

Welcome and Introductions



Christa Speicher
CMS



Dr. Bruce Finke
CMS



Laura Maynard
MDPCP Learning
Network



Chad Perman
MDPCP PMO



Megan Girvin
MDPCP Learning
Network



Craig Behm
CRISP

Objectives

- 1) Welcome all participants to the program
- 2) Highlight key information to get started on MDPCP activities
- 3) Provide an opportunity for questions
- 4) Look ahead at next steps

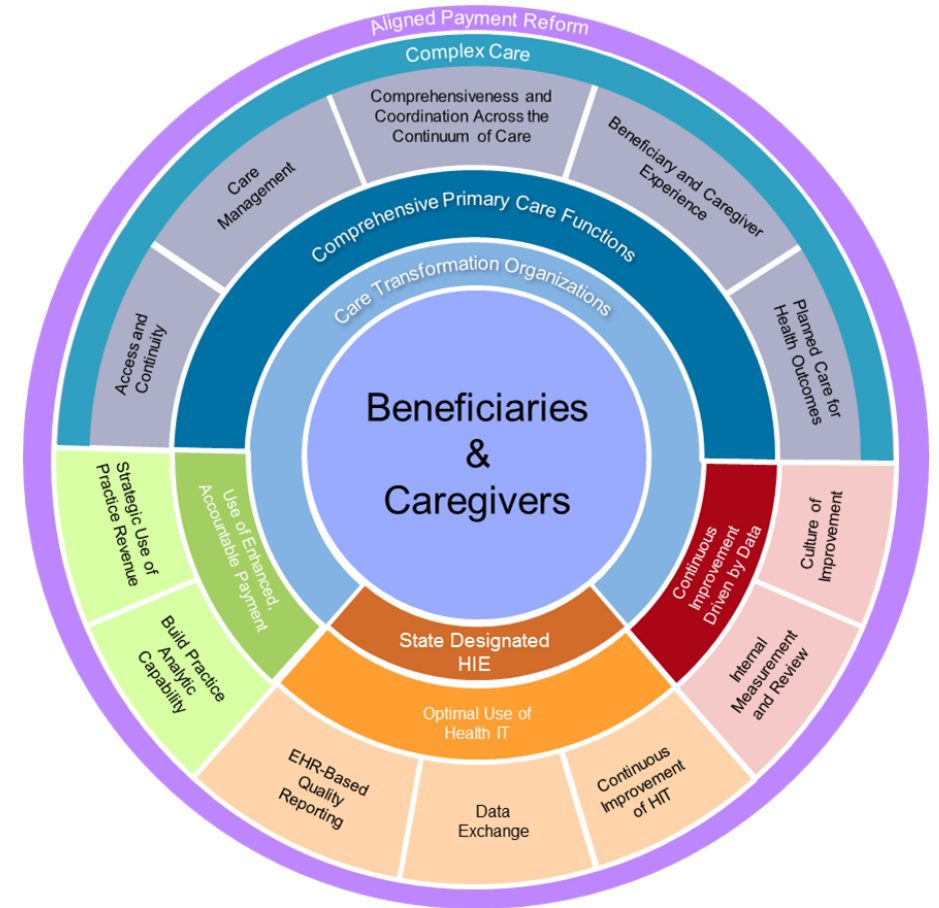
Webinar Platform Logistics

The screenshot displays the MDPCP Webinar interface with several key features highlighted by red arrows and callout boxes:

- Manage audio:** A red arrow points to the 'Manage audio' button in the top toolbar.
- MDPCP Presentation:** A red arrow points to the 'MDPCP Presentation' tab at the top left.
- View presentation:** A callout box points to the main content area displaying the 'MDPCP Webinar' slide.
- Chat:** A red arrow points to the 'Chat (Everyone)' tab at the top right.
- Send questions or messages:** A callout box points to the chat input area.
- Closed Captioning:** A red arrow points to the 'Closed Captioning' tab at the bottom left.
- View closed captioning:** A callout box points to the closed captioning controls.
- Resources:** A red arrow points to the 'Resources' tab at the bottom middle.
- Download available resources:** A callout box points to the 'Download File(s)' button.
- Dial-In Information:** A red arrow points to the 'Dial-In Information' tab at the bottom right.
- Dial in via telephone:** A callout box points to the dial-in information section, which includes the text: 'Dial-in Number: 1-800-832-0736' and 'Dial-in Number: 9660931#'. Below this, it says 'If you choose the Dial-in option, please be sure to enter [blank] in the Audio'.

The MDPCP: The What and Why

A central part of the Maryland Model is the Maryland Primary Care Program (MDPCP), intended to support the delivery of advanced primary care throughout the state and to allow community providers to play a vital role in prevention, improving health outcomes, and controlling total health care spending growth.



The MDPCP Partners

- Centers for Medicare and Medicaid Services (CMS)
- Maryland Department of Health Program Management Office (PMO)
- PMO Coaches
- MDPCP Learning Network (Learning Network)
- Practices
- Providers
- Care Transformation Organizations (CTOs)



The MDPCP Partners: Where are you located?

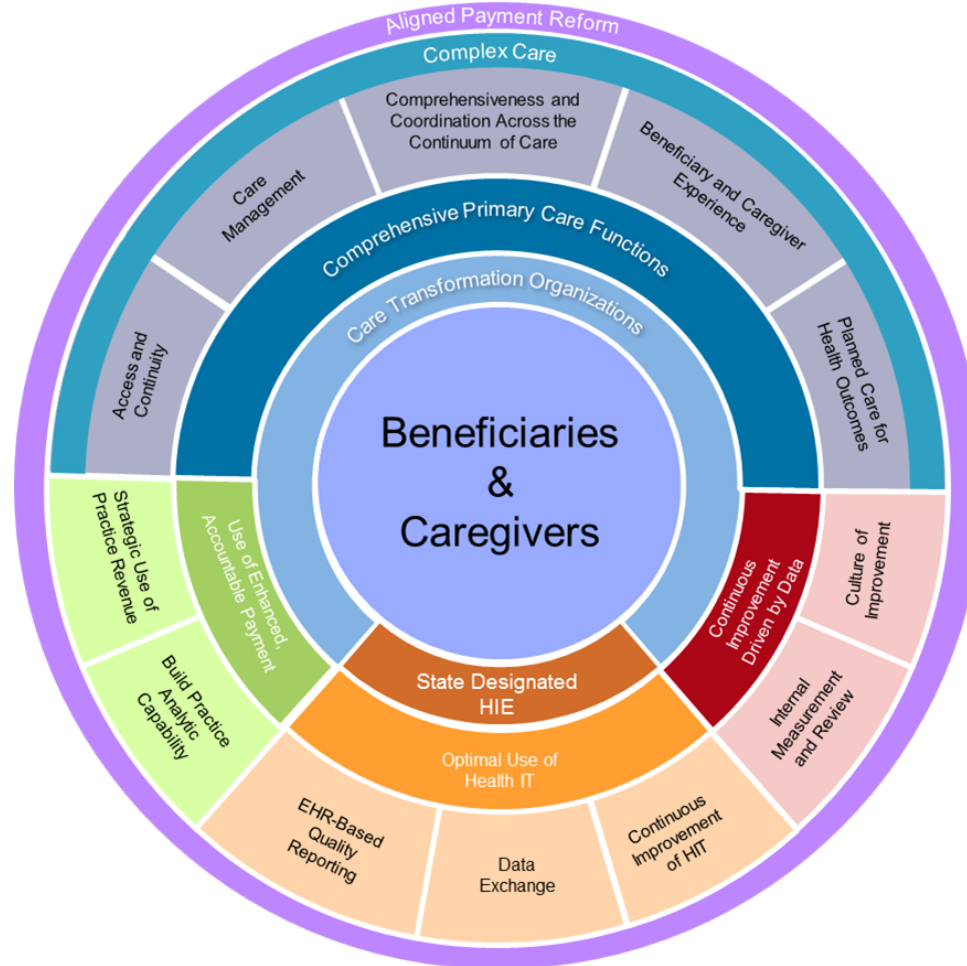
To add yourself to the map: scroll to your location on the map, zoom in to your location, and drop the purple pin from the toolbar at your location.

- **To scroll:** click and hold the mouse button to scroll the map left, right, up, or down
- **To zoom:**
 - use the mouse wheel or trackpad to move in;
 - double click; or
 - use the on screen zoom control (top right hand corner)
- **Drag and drop** the purple pin from the toolbar on the left to mark your location (the bottom of the pin should point to your location).



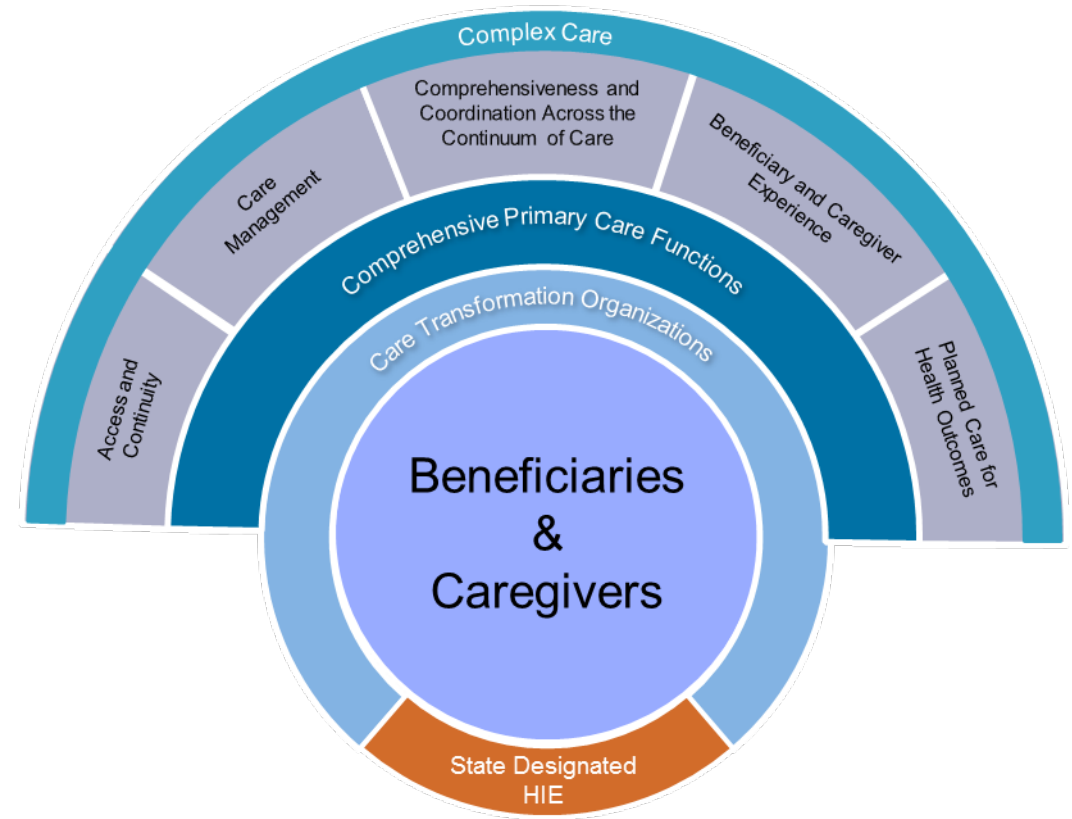
The MDPCP Overview: Foundational Concepts in Care Transformation

The MDPCP Drivers of Change



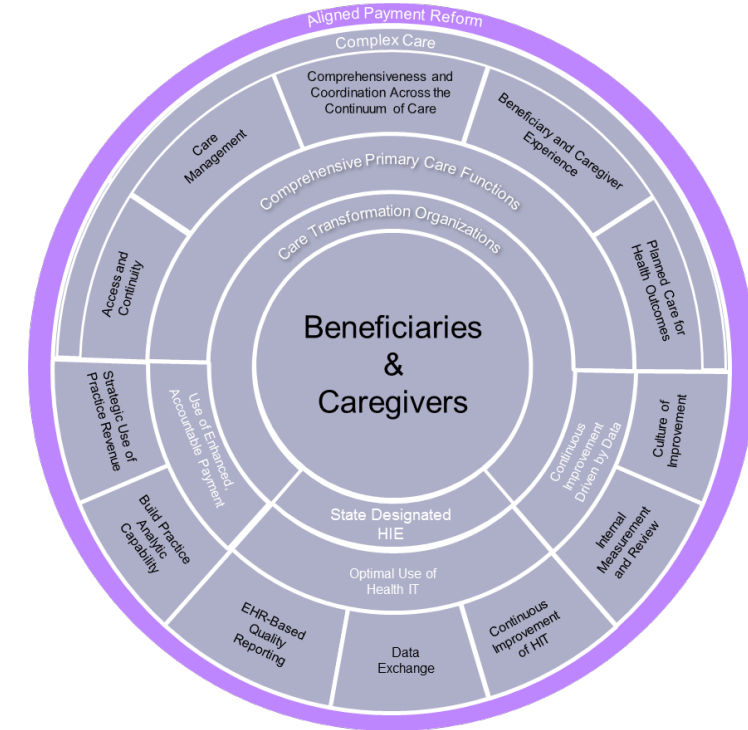
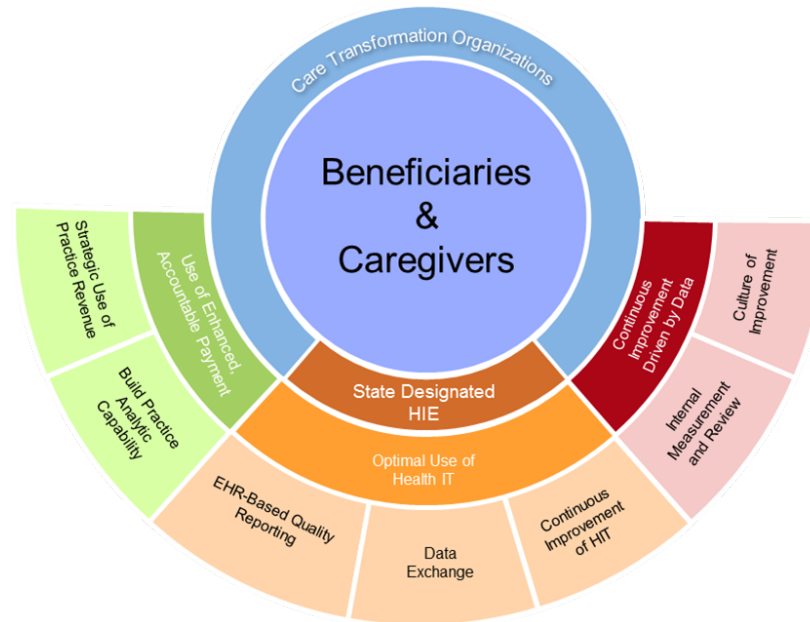
Comprehensive Primary Care Functions of Advanced Primary Care

1. Access and Continuity
2. Care Management
3. Comprehensiveness and Coordination Across the Continuum of Care
4. Beneficiary and Caregiver Experience
5. Planned Care for Health Outcomes



Structure to Support Your Transformation

1. Use of Enhanced, Accountable Payment
2. Optimal Use of Health IT
3. Continuous Improvement Driven by Data
4. Aligned Payment Reform



Let's chat!

What aspects of the Comprehensive Primary Care Functions are you already working on?

1. Access and Continuity
2. Care Management
3. Comprehensiveness and Coordination
Across the Continuum of Care
4. Beneficiary and Caregiver Experience
5. Planned Care for Health Outcomes

Sharing Your Experience

Getting Started with the MDPCP

Getting Started with the MDPCP Guide

- I. Getting Plugged in with MDPCP
- II. MDPCP Drivers
- III. Reporting
- IV. Key Program Dates and Deadlines
- V. Contact Us with Questions



Frequently Asked Questions



Suggested Steps



Learn More



Useful Tips

Getting Started Action Items Summary

Action

Set up access to MDPCP Portal (via CMS Enterprise Portal)

Review the following information and update as needed in the Portal:

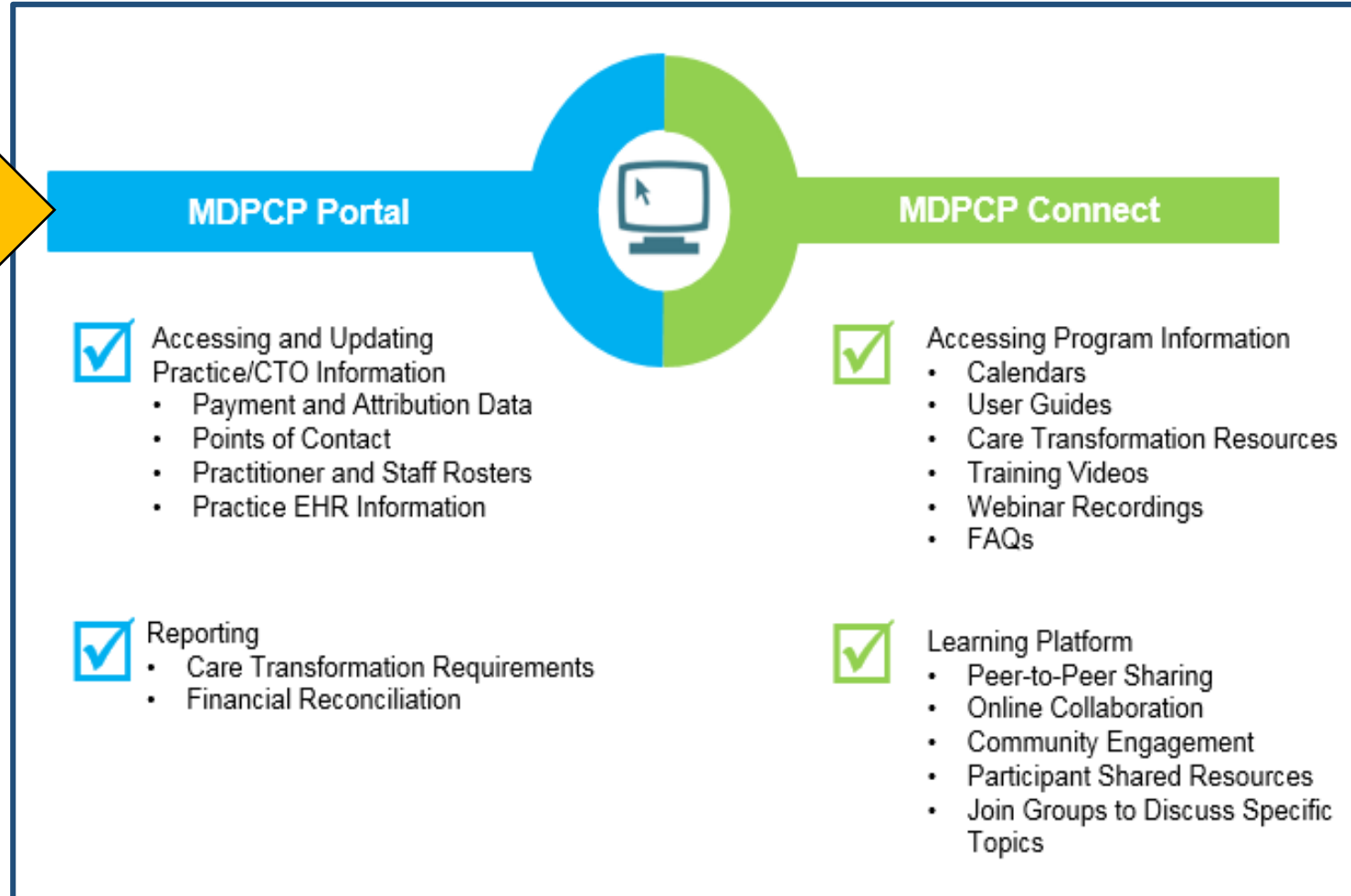
- Practice/CTO Information
- Practitioner Roster
- Staff Roster

Register for Connect

Subscribe to MDPCP Today Newsletter

Set up access to CRISP

Getting Plugged in with the MDPCP

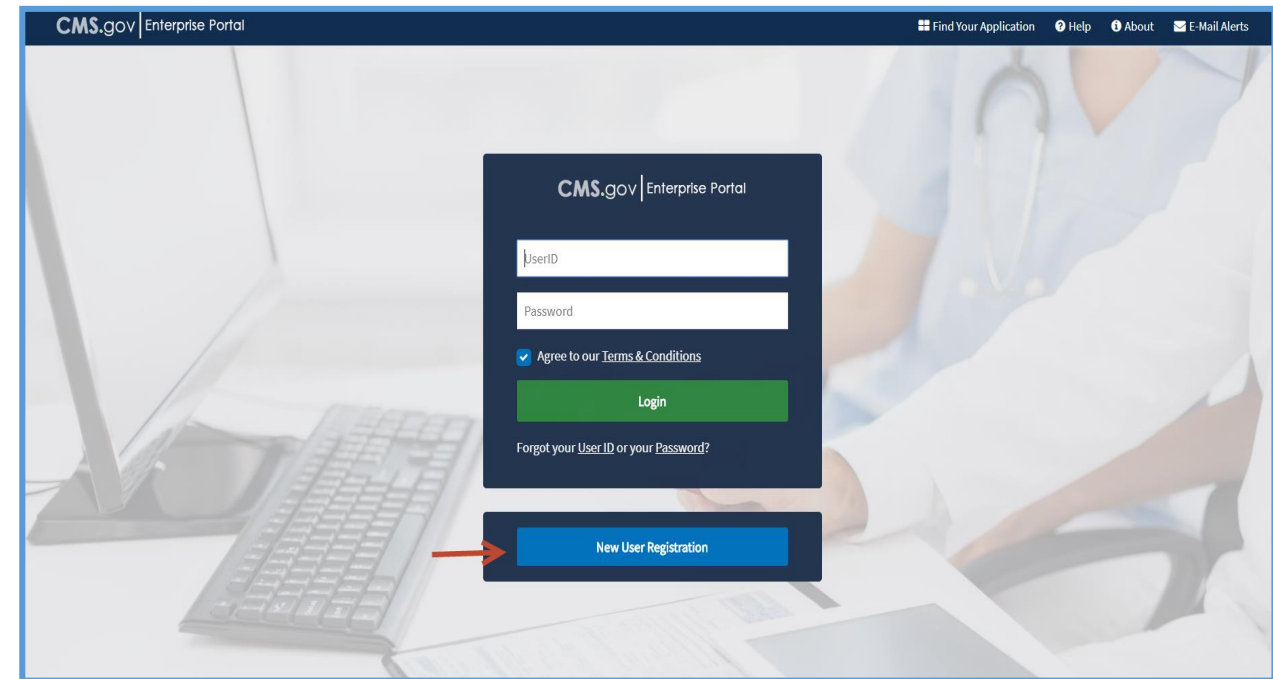


MDPCP Portal: Overview

- An essential component of MDPCP program operations
- Designate a lead who has primary responsibility
- In the portal:
 - Keep contact information up to date
 - Update Practitioner and Staff Rosters
 - Access payment and attribution data
 - Complete reporting on the care transformation requirements
 - Submit patient rosters for the Consumer Assessment of Healthcare Providers and Systems (CAHPS) survey
 - Complete annual Financial Reporting

MDPCP Portal: Getting Access

- Register for a CMS Enterprise Portal ID, also referred to as an Enterprise Identity Management (EIDM) ID.
- Request IC Application Role.
- Request MDPCP Application Role.
- For more information, please refer to the [EIDM and Portal Registration](#) document.



MDPCP Portal: Where to Begin

Update your practice or CTO information:

- Demographic information (e.g., practice or CTO name, address, TIN), and point of contact information.

Practices and CTOs:

- Fill in your Staff Roster—Staff members at your practice or CTO other than the billing MDPCP Practitioners.

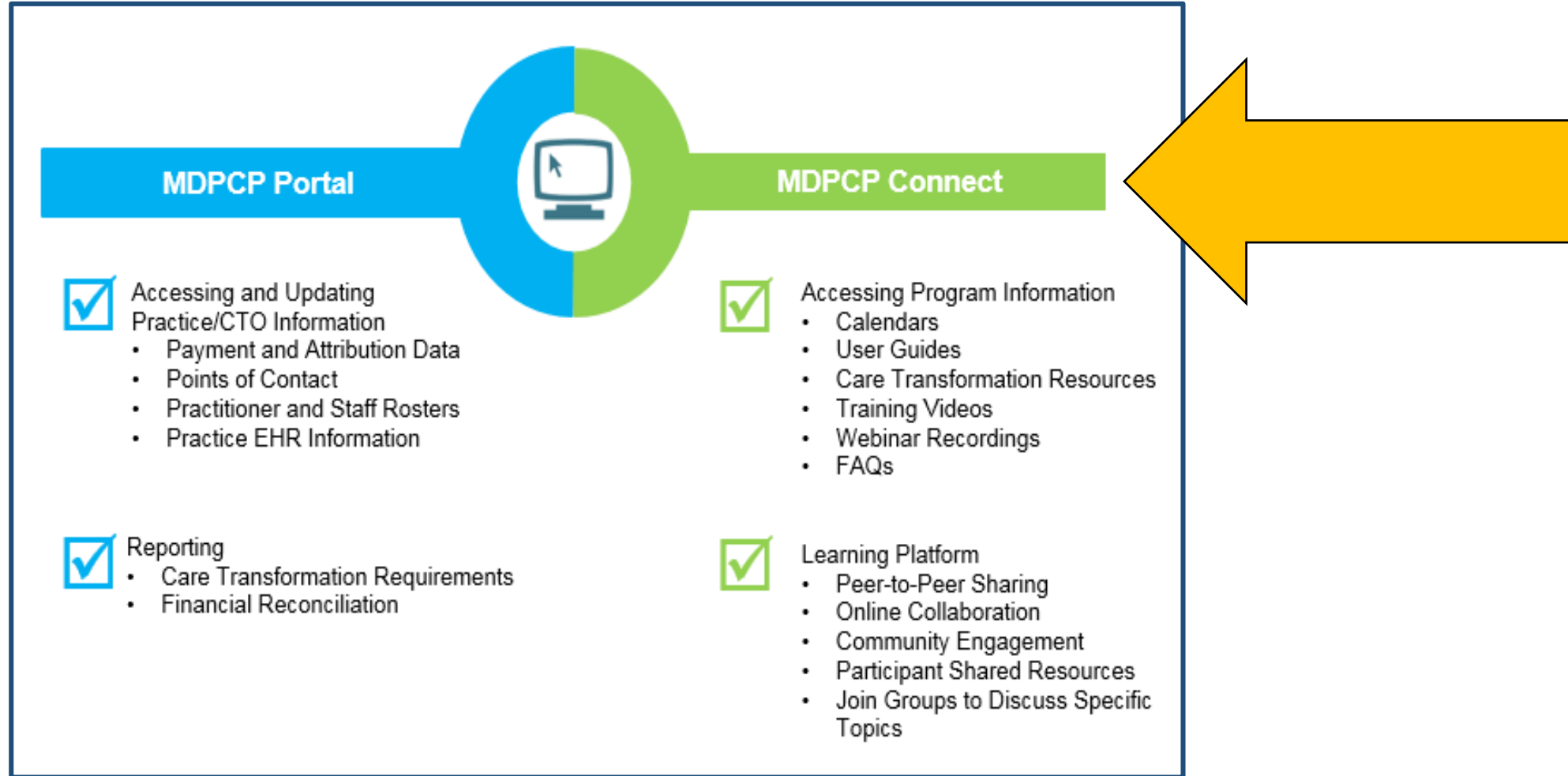
Practices:

- Update your Practitioner Roster—Include the primary care practitioners at your practice site who meet state licensure requirements, can bill Medicare, and who are participating in MDPCP.

Update or confirm your EHR information:

- Developer (EHR vendor)
- Product Name
- Product Version
- Certified Health IT Product List (CHPL) ID number or CMS EHR Certification ID

Getting Plugged in with the MDPCP



Let's Take A Poll!

- Have you received an email to access Connect?
- Have you logged in to Connect?
- If you have not received access to Connect, do you plan to self-register?
- Share in Chat!
 - What are your experiences using an online community or network platform?

MDPCP Connect: Overview

- Online, peer-to-peer learning platform
- Central hub for MDPCP communications, resources, and the MDPCP Learning Network.
- **Access** CMS and practice resources, such as MDPCP guidance documents, webinars, discussion groups, and the MDPCP Calendar.
- **Interact** through the site's Chatter feature, where practices and CTOs can ask questions, and share and discuss ideas, best practices, and helpful resources.
- **Monitor** important program deadlines and reminders

MDPCP Connect: Getting Access

- Go to the Connect page:
<https://app.innovation.cms.gov/MDPCPConnect/CommunityLogin>
and select “New User: Click Here”.
- Enter your contact information in each field. For Affiliation, select “Model Participant”. For “Model Identifier”, enter your MDPCP ID:
 - Practices: T # MD ###. CTOs: CTO0####. The last digits are from your application number.
- Receive a confirmation number.
- Within five days, you will receive an email with your username and a link to join the community.

MDPCP Connect: Home Page

CMS
CENTERS FOR MEDICARE & MEDICAID SERVICES
CENTER FOR MEDICARE & MEDICAID INNOVATION

MDPCP
MARYLAND PRIMARY CARE PROGRAM

Chatter People Groups Calendar Libraries Reports Knowledge Help

Lori Nichols

- Messages
- Feed
- What I Follow**
- To Me
- Bookmarked
- Muted
- People
- Groups
- Files
- Topics

Post to All Post File More

Share an update with the Community

Share

Show All Updates

- MDPCP All** — Andrew Harman (CMMI) changed Owner from Gautam Kolan to Lisa Shats.
Comment · Like · October 9, 2018 at 8:40 AM
- MDPCP All** — Lisa Shats (CMS)
Welcome to the All Group. It is important that you are a member of this group to make sure you receive important messages and alerts relating to the MDPCP program.
Comment · Like · Share · September 6, 2018 at 11:02 AM

MDPCP Connect Features: Groups

- CTOs
- Care Managers
- Patient and Family Advisory Councils (PFACs)
- Pharmacists
- Risk Stratification
- Health IT
- Small Practices
- Allscripts EHR
- eClinical EHR
- Practice Fusion EHR

The screenshot shows the MDPCP Connect interface with the 'Groups' tab selected. The top navigation bar includes 'Chatter', 'People', 'Groups', 'Calendar', 'Libraries', 'Reports', 'Knowledge', and 'Help'. The 'Groups' section features a 'New Group' button and a sidebar with 'Recently Viewed', 'My Groups', 'Active Groups', and 'My Archived Groups'. The 'Active Groups' sidebar item is highlighted with a red box, and a red arrow points to it from the 'Active Groups' section of the main content area. The main content area includes a search bar with the placeholder text 'Type a Group Name...' and a table with columns for 'Name' and 'Last Activity'.

MDPCP Connect Features: Chatter



MDPCP Connect Features: Library

Available Resources

- Getting Started with the MDPCP Guide
- Advancing Primary Care in the MDPCP Guide
- MDPCP Payment Methodologies PY2020
- CAHPS Reporting Guidance (Content Pack)
- CRISP Guidance (Content Pack)



MDPCP Connect Features: Calendar

The screenshot displays the MDPCP Connect user interface. At the top left, the CMS logo (Centers for Medicare & Medicaid Services) and the MDPCP logo (Maryland Primary Care Program) are visible. A navigation bar below the logos contains several menu items: Chatter, People, Groups, **Calendar** (highlighted with a red box and a red arrow), Libraries, Reports, Knowledge, and Help. To the right of the navigation bar, there are buttons for 'Subscribe' and 'Create Event'. Below the navigation bar, there are navigation controls for the calendar, including 'Previous', 'January 2020' (in an orange box), and 'Next'. To the right of these controls are buttons for 'Calendar View' (selected) and 'List View'. The main content area shows a calendar grid for January 2020. The grid has columns for Tuesday, Wednesday, Thursday, Friday, and Saturday. The dates 31, 1, 2, 3, and 4 are visible. On Wednesday, January 1st, there are two green event boxes: '12:00 AM - 12:00 AM Reminder: Financial Reporting Begins' and '12:00 AM - 12:00 AM Reminder: eCQM Reporting Opens in CRISP'.

MDPCP Connect Features: Knowledge



Search Knowledge... Create Article ?

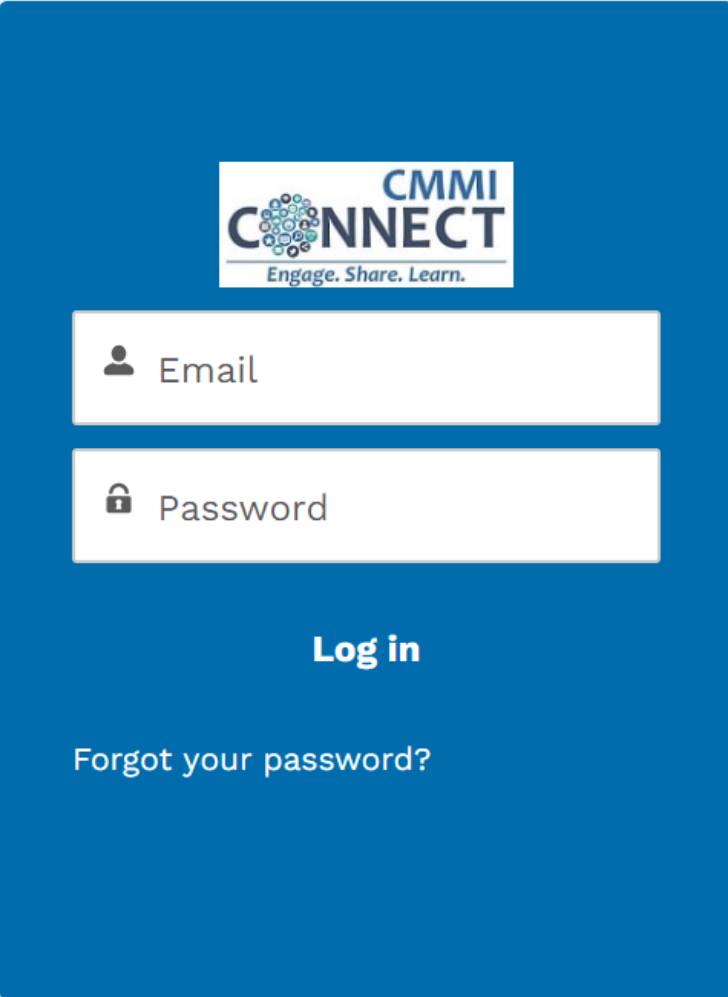
Published MDPCP Connect Reset

Articles Sort by: Published Date

- [Will CMS recoup CCM fees paid for attributed beneficiaries?](#)
CCM Fees ■ ■ ■ ■ ■ ★★★★★
000004727 • Connect FAQ Article • Last Published 9/3/2019
- [Which version of the eCQMs is acceptable for MDPCP quality reporting?](#)
Quality Reporting (eCQMs) ■ ■ ■ ■ ■ ★★★★★
000004726 • Connect FAQ Article • Last Published 9/3/2019
- [Do practices and CTOs that have signed a Participation Agreement and are currently participating in MDPCP need to submit applications for Performance Year 2020?](#)
Participation Agreements ■ ■ ■ ■ ■ ★★★★★

Connect Lightning

- Early 2020 Connect Lightning Upgrade
- Same log-in information
- Additional Resources Forthcoming



The screenshot shows the login interface for CMMI Connect. At the top right is the logo for CMMI CONNECT with the tagline "Engage. Share. Learn." Below the logo are two white input fields: the first is labeled "Email" with a person icon, and the second is labeled "Password" with a lock icon. Below these fields is a "Log in" button and a link for "Forgot your password?".

CRISP – The State-Designated Health Information Exchange (HIE)

- **Overview**
 - Provides health IT tools to enhance information at the point of care and coordination between settings
- **How to Get Started with CRISP**
 - CRISP User Checklist or support@crisphealth.org
- **Activities**
 - Contribute data about your patients
 - Access information for patient care
 - Use CRISP to coordinate care
- **Outreach**
 - CRISP will help with onboarding and accessing the HIE tools

Care Functions	CRISP Capabilities
Access and Continuity	<ul style="list-style-type: none"> • Risk Stratification: Utilization Report • Avoidable Hospital Tool
Care Management	<ul style="list-style-type: none"> • Care Alerts • Event Notification (ENS) • Access to Clinical Data • Share Care Plans
Care Coordination	<ul style="list-style-type: none"> • Identify High Cost/High Volume Providers • Referral pilot for community services
Continued Improvement Driven by Data	CRISP Capabilities
eCQMs	<ul style="list-style-type: none"> • Central Reporting to CMMI

How to Use your Coach

- Establish a relationship with your coach early
- Meet regularly in person and by phone to discuss your priorities and your needs
- Ask your coach for best practices and insider tips!
- Reach out whenever you are having an issue or need including:
 - Understanding program requirements
 - Issues with reporting
 - Challenges with E.H.R. or CRISP
 - Developing or adjusting workflows
- [Top 10 Reasons to Use Your Coach](#)
 - Free Resource from MDH to Improve your outcomes!

Getting Started Action Items Summary

Action

Set up access to MDPCP Portal (via CMS Enterprise Portal)

Review the following information and update as needed in the Portal:

- Practice/CTO Information
- Practitioner Roster
- Staff Roster

Register for Connect

Subscribe to MDPCP Today Newsletter

Set up access to CRISP

Meet with PMO Coach

Key Dates (Performance Year 2020)

Type	Location	Timeline*
Semi-Annual Actions		
Care Transformation Requirements Reporting for Practices	MDPCP Portal	03/23/20 to 04/10/20 (Q1)
		09/21/20 to 10/09/20 (Q3)
Care Transformation Requirements CTO Attestation	MDPCP Portal	04/27/20 to 05/08/20 (Q1)
		10/26/20 to 11/06/20 (Q3)
Submit Patient Roster for the CAHPS® Survey	MDPCP Portal	Fielding 1: July 2020
		Fielding 2: January 2021
Annual Actions		
Electronic Clinical Quality Measure (eCQM) Reporting	CRISP	January 1, 2021 – March 31, 2021
Financial Reporting	MDPCP Portal	January 1, 2021 – March 31, 2021

*Please note that all dates are subject to change at the discretion of CMS.

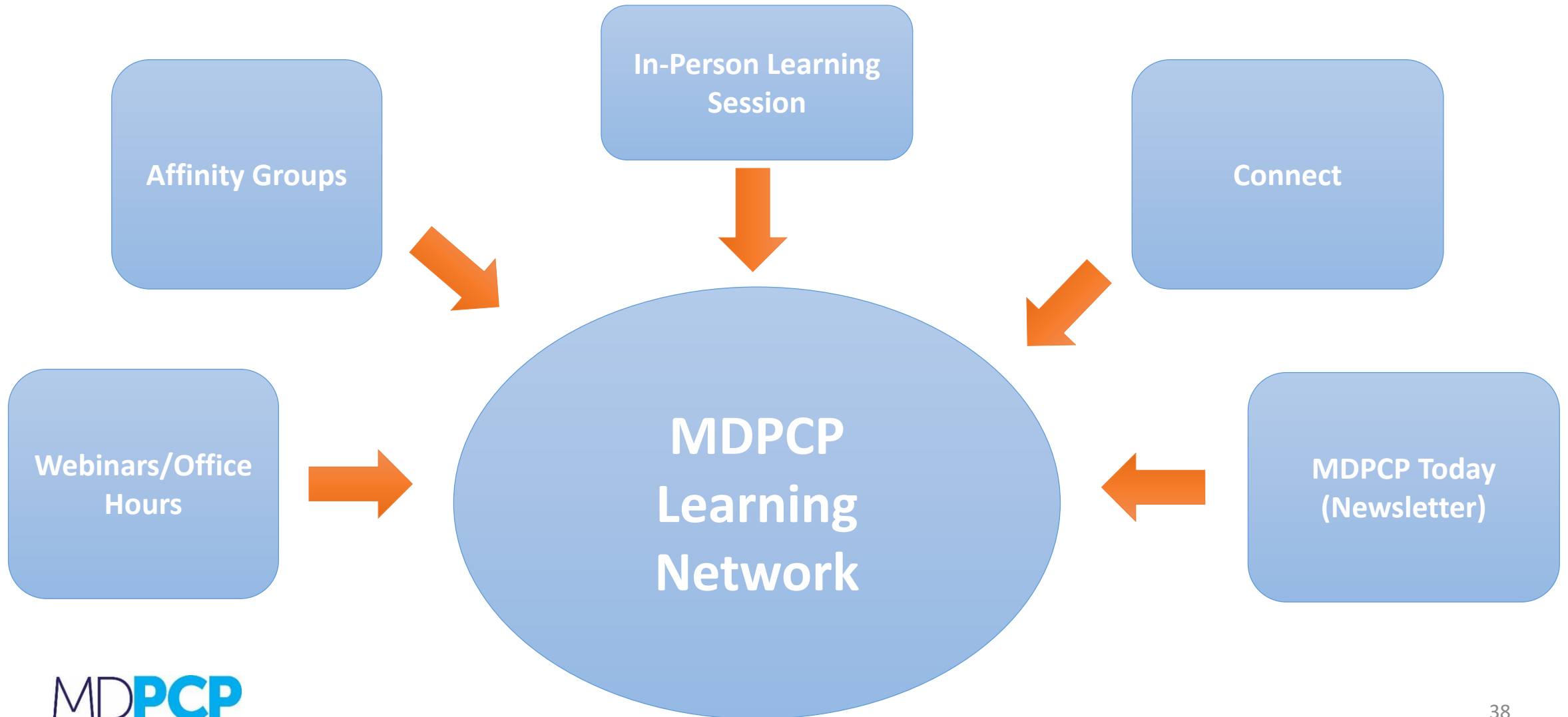
Key Dates (Performance Year 2020)

Type	Location	Timeline*
Payment Schedule		
Care Management Fees (Practices and MDPCP Partner CTOs)	MDPCP Portal	January 2020
		April 2020
		July 2020
		October 2020
Performance-Based Incentive Payments (Practices and CTOs)	MDPCP Portal	January 2020
Comprehensive Primary Care Payments (Track 2 Practices Only)	MDPCP Portal	January 2020
		April 2020
		July 2020
		October 2020

*Please note that all dates are subject to change at the discretion of CMS.

Looking Ahead (MDPCP Learning Network)

Overview of Learning Network Activities



Why Collaborative Learning Matters

- Integrate learning and reflection across MDPCP
- Gain perspectives from other practices that accelerate improvement and enhance communication
- Increase opportunity to learn, network and improve together
- Share promising practices and motivate action
- Influence culture shifts in practices and transformation work



Learning Network Activities: Save-the-Dates

More information and registration details are available on the MDPCP Connect Calendar and in the newsletter.

MDPCP Activities	Scheduled Date
Care Manager Affinity Group	January 14, 2020 at 12:00 PM ET
Five Advanced Primary Care Functions Webinar [PMO]	January 16, 2020 at 5:00 PM ET
CRISP Tools Overview [PMO]	January 21, 2020 at 12:00 PM ET
All Practice and CTO Office Hour with CMMI	January 30, 2020 at 5:00 PM ET
Effective Longitudinal Care Management Discussion Session	February 4, 2020 at 12:00 PM ET
Care Manager Affinity Group	February 11, 2020 at 12:00 PM ET
Risk Stratification: Pre-AH Tool Enhancements Webinar [PMO]	February 12, 2020 at 12:00 PM ET
Behavioral Health Integration (BHI) Overview Webinar [PMO]	February 20, 2020 at 5:00 PM ET
BHI Models, Lead and Teams Webinar [PMO]	February 27, 2020 at 5:00 PM ET
Learning Session 3	March 5, 2020 (Gaithersburg, MD)

Q&A / Wrap-up



Your Feedback is Important!

- Please take 3 minutes to complete our survey
- Let us know what would improve your experience
- Your input influences future events



thank you!